



# *Devon Sevens*

*December 2024 & January 2025*

*Newsletter for*

*Issue 178*

## *The Devon A7 Club*



*The Committee of the Devon Austin 7 Club  
wish all members and friends of the club a  
Happy Christmas  
and a peaceful and healthy New Year.*

**Membership Renewals are now due  
and should be paid by December 31st.  
Please see page 5 for details of how to  
pay.**



## Secretary's Notes

Elsewhere in the Newsletter I am sure that there will be mention and photos of the latest Young Driver Day at Re-Fuel which was held on Oct 26<sup>th</sup>. I would like to thank everyone who helped on the day, but special thanks must go to Nick Borst-Smith who once again pulled all the various strands together to produce a very successful day. We were blessed with good weather, which always helps, and the public were queuing up before we officially opened up at 9am. The drivers around the on-site circuit, and on the roads to Cullompton were kept busy introducing people to the wonders of Vintage cars. A succession of youngsters got their hands dirty while stripping, re-building and starting up the A7 engine and there were many interesting conversations with both experienced A7 owners and those new to our hobby. All in all another great day.



We have already booked Re-Fuel for our next event which will be on Saturday April 12<sup>th</sup> 2025 so please make a note in your diary now.

We would like to build on the interest generated by these events by obtaining an A7 rolling chassis. Ideally a long wheelbase chassis complete with axles, engine, gearbox but we would consider any combination. The idea would be to take this along to all our major events as well as the Young Drivers Days and allow those interested members of the public to carry out maintenance and repairs as necessary. Please get in touch if you know of a suitable chassis.

A reminder that your 2025 membership renewal is due on the 31<sup>st</sup> Dec. and this year we are managing the process in a different way. Full details are on page 5 and I would like to register my thanks to Steve Wise for all the work that he has put into sorting out the new renewal process. I do hope that you will find this a much simpler way to pay your subscription, but if you do have any problems, questions or comments, please let Steve know.

We have one final event in 2024. Nick Hawkins has organised a days run starting in the South Molton area on Wednesday December 11<sup>th</sup> and full details are on page 3. After that, our first 2025 event will be our annual visit to The Agricultural Inn, Bramford Speke for a Sunday Saunter on 26<sup>th</sup> January.

And finally, as this will be the last Newsletter before Christmas, I would like to take the opportunity to wish all members a very happy festive season and an active and breakdown free New Year.

*David.*

*Secretary.*

## New Members

This month we welcome 4 new members to the Devon Austin 7 Club, we look forward to meeting them at future events:

*Welcome to the Devon Austin 7 Club*

Graham Hewitt from Plymouth owns a 1935 Austin Ruby in Royal Blue.

Diane Radford from Bridgwater in Somerset doesn't own an Austin 7 at the present time.

Luke Mowat from Newton Abbot has recently bought an A7 Ruby.

Chris Pickering lives in Combe St. Nicholas in Somerset and owns an Ulster Replica - a 1933 chassis that's been shortened down to 6'3 wheelbase and fitted with a Compound Curvatures body. Engine circa 1930 and what started off as a Chummy gearbox, now on Ulster ratios. Chris enjoys Hill climbs and Sprints.



## North Devon Run Wednesday 11th December



North Devon DA7C member, Nick Hawkins is organising a daytime run starting from The Quince Honey Farm just south of Aller Cross on the B3226 near South Molton. Meet at 10a.m. for coffee in the Cafe (earlier if you fancy breakfast) to leave at 10.30, stopping en route for lunch.

We shall return to South Molton via Simonsbath and the ancient Poltimore Arms at Yarde.

Please phone Nick to confirm your attendance, and he will be able to update you on lunch options.

This run is weather dependent so please phone Nick early morning or the night before if there are concerns about the weather.

Nick Hawkins - 01271 375730



## Zoom Club Nights



A chance to safely catch up with other DA7C members, without leaving the comfort of your own home



### Monday 16th December at 7pm

Join other DA7C members for a festive natter.  
Christmas hats not obligatory.

### Monday 20th January at 7pm

What better way to spend a dreary winter's evening than to close the curtains, pour a warming drink and spend an hour chatting to fellow DA7C members.

**The Zoom link will be sent out by e-mail during the week preceding each meeting.**

## Sunday Saunter Sunday January 26th The Agricultural Inn, Brampford Speke

Put the date in your diary now, and full details will be emailed to members as soon as possible. Those without email will be notified by phone or snail mail.

For our new members who may be confused, a "Sunday Saunter" is a run out in an A7 or modern car to meet up with other members for Sunday lunch - always an enjoyable social event.

*Nick Borst-Smith*



## Scottish A7 Club National Rally. June 27-30th 2025



A couple of months ago, I wrote that Philip Snell and I had talked about going to the Scottish A7 Club Rally in 2025. Since then, 5 other members have expressed an interest in going as well, so it looks like the trip will be on. Arrangements are at a very early stage, so if you think that you might like to join this group, please let me know.

I would stress that there is no need for a firm commitment at this time and the next step will be to have a meeting in the new year. At that time we can see what everyone's ideas on travel/timing/accommodation are before going any further.

Drop me an e-mail at [devon.sevens@hotmail.co.uk](mailto:devon.sevens@hotmail.co.uk) or tel: 01626 852259 if you want more details.

*David.*

## Guernsey

As mentioned in previous newsletters, there are plans afoot to take a few of our cars over to Guernsey to join in the celebrations for the 80th anniversary of the Liberation of the Channel Islands. Liberation Day next year falls on a Friday (9th May), which would make for an excellent long weekend trip for those who may be interested.



Unfortunately, the ferry companies aren't playing ball. Condor Ferries (the sole supplier of ferry services to the islands at present) are not renewing their contract, which they have held since their inception in 1964. In typical island fashion the governments of Guernsey and Jersey are not talking to each other and are currently in the process of negotiating with different replacement companies. How this will work, nobody knows.

The upshot of this mess is that no ferry company is currently in a position to take bookings for next May yet. As you can imagine, this is causing uproar in the islands' hospitality services as no-one is willing to make hotel bookings until they have a confirmed ferry ticket.

So.....we wait. I am keeping a close eye on the ferry situation and will let you know as soon as bookings open.

In the meantime, the local vintage car club in Guernsey have been really helpful and are keen for as many of us as possible to take our cars over to join in the celebrations.

I know this makes things difficult for those of you who like to plan ahead, but if you are still interested in a May-time visit to my beautiful native isle, please let me know, so we can give the Guernsey club a rough idea of numbers and be ready to swoop on the ferry bookings. Fingers crossed.....

*Jude (contact details are on the back page)*

## **.Membership Renewals for 2025**

You may be aware that I have now taken on the Treasurer role from Michael and the Membership Secretary role from David. Both have obviously done a sterling job, and I hope to be able to keep up their momentum.

Things are changing for all clubs and most have already moved online for membership services; driven by the cost of postage and the lack of bank branches. The committee has agreed to support existing members that are not comfortable with technology, but to introduce new services for the many that are happy to do things online.

I have started with the renewal process that is coming up soon. In previous years you have had to fill in a form to renew your membership. This year I am going to send you an email with your personal details for you to check. You need only contact me if anything has changed. The email will include a link to the Club Website so that you can pay your renewal online with a Debit or Credit Card. I am hoping that this will make the whole process simpler for everyone. I am sure you'll tell me if it's not!

For the few members that do not have an email address, I will write to you with your details. There is probably another group of members that are not happy with online banking. In both cases, you'll be able to send me a cheque for your renewal.

As this is the first year we'll be trying something new, I'd like to ask for your patience if there are teething issues. Comments, both good and bad, will be welcomed as positive participation.

*Happy motoring!*

Steve

Tel: 07739986998

[s.r.wise@outlook.com](mailto:s.r.wise@outlook.com)

## **Out to play with the big boys**

At the beginning of November Gladys and I joined the local annual tractor trundle through the Blackdown Hills. There was a fabulous array of steam engines, vintage cars and tractors of all shapes and sizes. Unfortunately the roads were too slippery for the steam rollers to make it down the hill and the steam engines had to be held back with tow ropes by the bigger vehicles to stop them slithering into the hedges!

The car park of the Culm Valley Inn was packed to capacity as beers were consumed, vehicles admired and the cheerful staff served up lasagne for 100 people.

The sheer size of the vehicles was pretty daunting and I was a bit worried Gladys and I would get squashed, but at last we've found someone who drives slower than us!

I left them to continue their trundle back up the hill and Gladys got to take centre stage in an empty car park all by herself.

A great day out and even the rain held off!

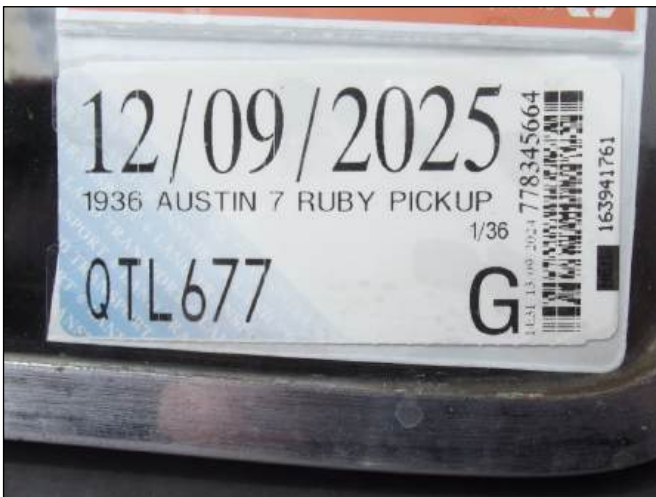


Jude

## News from New Zealand

Michael Loosemore is an A7 contact who lives in New Zealand and recently contacted us with some interesting information about his latest project:-

News from the other end of the planet, I have attached pictures of the 1936 Ruby that I have converted to a pick-up truck.



The process here in New Zealand is very safety oriented, and rightly so, but is also very expensive. I needed to jump through hoops that had not been made yet and had 3 different compliance officers check every item as I went on. The first was an inspection of the chassis, \$450.00, Next came the welding of all panels, \$650.00, then came all steering, brakes, lighting and glass, \$760.00. Final inspection by the NZ transport Authority who checked all documents had been signed off and finally gave the required certification to drive the truck legally, \$980.00.

Was it worth it? Yes. Would I do it again? No.

I feel there is a need to explain, that this process only applies if the vehicle is changed from one designation to another. If you can prove that any vehicle has been registered in New Zealand before, the process is much simpler.

A small correction regarding my history, in the past, David had reported that I came to this country in 1986, I actually came here via Australia, in 1972. I went to Australia with my family in early 1966.

*Regards,*

*Mike Loosemore.*

*Note – The exchange rate is roughly 1 NZD= 50p sterling.*

## A7 Dynamo advice from Cpt. Wingspan

I thought it might be helpful if I explained the way to remove your dynamo without having to reset the ignition.

Put car in neutral and disconnect battery.

Mark HT leads and remove spark plugs.

Set lever to full retard (if you have one).

Remove distributor cap.

Turn engine with starting handle until you see the points JUST starting to open.

Note down the position of the rotor arm (which cylinder it's pointing to on the cap) and remove the retard/advance lever from distributor (if you have one).

Now remove dynamo, there are two ways to remove this and will probably depend on what kind of spanners or sockets you have.

Method1. Remove four bolts fixing the alloy casing to the crankcase, this comes off complete with the rad fan and you need to remove the fan belt.

Method 2. Remove the three bolts:- one short, on top and two long ones through alloy housing below fan. IMPORTANT, you may find the dynamo comes loose but will not pull out, this is because you will need to remove the long vertical bolt nearest the block to release the dynamo.

NOTE. This is not always the case because the early dynamos were narrower in the nose and will pull straight out. Also of note is the fact that a lot of dynamos have been swapped about, so don't go mad with levers and break the case!

**DO NOT TURN THE ENGINE OVER** and pop the plugs in a few turns to stop anything falling into the cylinders.

Don't forget you need new gaskets and put back all bolts in their original places as many may have been changed over the years together with a possible thread change.

When refitting note that as you put the dynamo back it will turn on the gear and the retard/ advance rod needs to be connected so that when the dynamo is fully home the points should just be open and the rotor arm pointing to the correct cylinder, you may have to take it out a few times to get it right.

Final note, take your time doing this, as having to retime a A7 engine will take a lot longer and you will need to remove more stuff.

Hope this helps.

*WINGSPAN OVER AND OUT*

## On a lighter note - a question that is puzzling Jude

A friend of mine has asked how I knew Gladys was female. I told him it was instinct, but he thought my car might be offended if I had assigned him/her the wrong gender!

We discussed this briefly at the committee meeting today and the only "male" A7 we could come up with was Ernie, who was named for obvious reasons.

Just out of interest, does any Club member have an A7 with a male name?

Also, I've yet to come across two cars with the same name, which seems extraordinary in itself!

*Jude*



## David's Diary

Mabel, the '34 AH Tourer has been out and about a few times this month. The first trip was as back-up to Andrew Tittley on a drive up to Chagford and on to Fingle Bridge for a 70<sup>th</sup> Anniversary drive.



*The happy couple in Andrew's Seven*

The full story is elsewhere in the newsletter, but apart from the huge smiles on the faces of the happy couple, my other memory of the day is the traffic jam between Drewsteignton & Fingle Bridge. I know that it is a popular spot, but cars were nose to tail all down the hill and along the valley. However, as is often the case in these situations, A7s find a way through where others can't so it all worked out well in the end and we had a lovely, trouble free drive out and back.

Some 8 years ago, we met up with the person from whom I bought Mabel in 1965. At that time, he was visiting England from his home in S. France and had found us by an internet search prompted by seeing some A7s driving around Dartmouth. In November this year, he got in touch to say that he was once again in the country and asked if it would be possible to come to see the car again. We of course readily agreed and took him around the local lanes for a short run out. I'm sure it was not just the cold weather that brought tears to his eyes as he recalled courting his wife to be in the car. Especially fond memories as she sadly passed away some 4 years ago from a brain haemorrhage. More stories emerged from when he owned the car. Bought in 1962 as a non-runner for £5 when a student in Bristol. A friend telling him about a back axle under the garden hedge of his parents' house. Fitting the axle and driving the car to Cornwall for the Summer holidays the following day. We in turn showed him a cine film that I had made in 1965 of Mabel being driven around Ashton Court Nr. Bristol in 1965 when she was still blue with white wheels just as when he owned her.



I am sure that had I been willing, he would have bought Mabel back in a heartbeat. But no – she is still in our garage.

*David's Diary cont.*

With the sun out and despite the cold temperatures, I was out and about for a couple of shopping trips with the hood down but with rain threatening, the hood and side screens were fitted for Jan and I to drive up to Sampford Courtenay for the Sunday Saunter on the 17<sup>th</sup> November.



Ernie, our 1931 Milk Delivery Car has only been used as a test bed for a couple of miles around the village this month. The back story of why this was necessary will, I am sure, be the subject of a future article. For the moment, I will just say that the test was successful despite the engine spluttering to a halt after only about 10mins, - interesting?

And what of Reggie – the RP restoration Project? The welding work continues. Just when you think that all the rust has been found, another section reveals that more work is required – this time it was the nearside 'A' pillar:-



I am so pleased that I didn't attempt the welding – I can get two bits of metal to stick together, but this would have been way beyond my skill set. Hopefully the bodywork will all be complete early in the new year but I'm not getting too excited just yet.

*Happy Austineering.*

*David.*

# PUZZLE PAGE

by Julie Eddles


## QUICK CROSSWORD

### ACROSS

1. Cure-all (7)
4. Rub out (5)
7. Capital of Iraq (7)
8. A hoard (5)
9. Joined metal (6)
12. Drinking (8)
15. Line drawings (8)
17. Drooped (6)
18. Plunges (5)
21. Provoked (7)
22. Lubricant (5)
23. Large fowl (7)

### DOWN

1. Log on code (8)
2. Medals (6)
3. Totals (4)
4. Finishes (4)
5. Of water (7)
6. Every (4)
10. Couch (5)
11. Deep gorge (5)
13. Farewells (8)
14. Rescue from wreck (7)
16. Concurred (6)
18. Haul (4)
19. Location (4)
20. Symbol (4)



## INVENTORS

The vowels have been removed from these groups of words, the spaces closed up, and the consonants grouped into fours, so that PRIDE AND PREJUDICE JANE AUSTIN would become PRDN DPRJ DCJN STN. Can you work out these inventors and their inventions?

1. THMS DSNM CNDS CNTL GHTB LB .....
2. LNSG RMST RDPR SNLC MPTR .....
3. LXND RGRH MBLT TLPH N .....
4. DWNB DDNG LWNM WR .....
5. DWRD JNNR SMLL PXVC CN .....
6. SMLM RSMR SCD .....
7. KRLB NZTM BL .....
8. RTHR WYNN CRSS WRDP ZZL .....

## QUADRUPLES

Select the word with the correct definition from the four choices.

- |             |               |                   |                  |                     |
|-------------|---------------|-------------------|------------------|---------------------|
| 1. ARTIFICE | (a) Altar     | (b) Contrivance   | (c) Fireplace    | (d) Doorway opening |
| 2. PENSILE  | (a) Suspended | (b) Quiet         | (c) Meditative   | (d) Kind            |
| 3. VINEW    | (a) Wine bar  | (b) Meeting place | (c) Tendril      | (d) Become mouldy   |
| 4. OVERT    | (a) Friendly  | (b) Evident       | (c) Secretive    | (d) Turn outwards   |
| 5. RUBRIC   | (a) Fragment  | (b) Puzzle        | (c) Guiding rule | (d) Reddish         |
| 6. MEDIUS   | (a) A cure    | (b) Third tone    | (c) News         | (d) Middle finger   |
| 7. EVINCE   | (a) Prove     | (b) Throw out     | (c) Respect      | (d) Unroll          |
| 8. CUMBER   | (a) Detritus  | (b) Reside        | (c) Hinder       | (d) Cushion         |

Answers on page 15

# PUZZLE PAGE

by Julie Eddles


## CRYPTIC CROSSWORD

### ACROSS

1. Progressed having made a loan (8)
5. Yawn at page turned over (4)
7. Dry like some of the Kalahari Desert (4)
8. Axe denim cut up to be tested (8)
9. Abhor riddles, a bit nasty (6)
12. Smarter form of chair support (7)
15. Catches shirt neck bands (7)
19. Ragamuffin found in church interior (6)
21. Cadet Jan might be very close (8)
22. Lees otherwise (4)
23. Labels from The Stag (4)
24. Misbehaving kids here screamed (8)

### DOWN

1. Indifference in chap at hypermarket (6)
2. Snake held in dread, perhaps (5)
3. Belief in cold grass (5)
4. Parred a dealer in textiles (6)
5. Head journalist to ride all over the place (6)
6. Ducted to make a subtraction (6)
10. Hear genuine dance (4)
11. A little bit of Cypriot advertisement (4)
12. Silly animal says 'hee haw' (4)
13. There's room about the heathland (4)
14. Engrave when stretching within (4)
15. Lob cat over, it's blue (6)



16. Scilla fashioned shrubs (6)
17. Resewn reworked and restores (6)
18. Mean to reshape indent (6)
19. Absolute; say (5)
20. Creep made thin pancake (5)

### TV SITCOMS

The vowels have been removed from these groups of words, the spaces closed up, and the consonants grouped into fours, so that PRIDE AND PREJUDICE JANE AUSTIN would become PRDN DPRJ DCJN STN. Can you work out the titles of these sitcoms and one of the main characters?

1. SMMT HRSD VMFR NKSP NCR .....
2. STMG ESBY LNLH RDWC K .....
3. TLLD THSD PRTL FGRN TT .....
4. BTTR FLSR PRKN SN .....
5. BRDS FFTH RTRC YSTB BS .....
6. HDHP GGYL LRNS HW .....
7. THLK LYLD STRR YCL LR .....
8. RDDW RFDV LSTR .....

### ODD ONE OUT

Which is the odd one out?

- |                     |          |           |            |           |           |
|---------------------|----------|-----------|------------|-----------|-----------|
| 1. RACE             | SWAIN    | HOOK      | PAGE       | LOAD      | HOUSE     |
| 2. CAIRNGORMS       | SNOWDON  | BEN NEVIS | LORNE      | MOUNTH    | BENNACHIE |
| 3. SUNBEAM          | CARPET   | RESTRAIN  | TRAMPOLINE | SUNSTRUCK | VANGUARD  |
| 4. DRAW             | DECAL    | PEST      | RAIL       | TRAP      | PEEK      |
| 5. TUSSIE-MUSSIE    | BOUQUET  | NOSEGAY   | POSY       | CORSAIR   | SPRAY     |
| 6. SQUARE           | TRIANGLE | RECTANGLE | CIRCLE     | OCTAGON   | CUBOID    |
| 7. 2 3 5 7 12 17 19 |          |           |            |           |           |

Answers on page 15

## Reflections on Young Drivers' Day

### Richard Bishop:

What a fantastic day we all had back at the end of October at Refuel. The weather was perfect, hardly a cloud in the sky with non stop sunshine.

The chance to drive an Austin 7 brought the crowds in, and for most of the day there was a que of people waiting their turn to have a go, and the age range was quite remarkable to see.

The chance to strip down an engine was well received and Philip Burrow and I had several teenagers wanting to get their hands dirty. They first undid the cylinder head nuts then the exhaust manifold and finally removed the cylinder head. The valves were looked at and the reason and need for an air tight seal was discussed. So it was on with the valve spring compression tool and, with a magnet at the ready to help remove the pin, the tool was tightened up, all good experience for young fingers. The valve was removed and grinding paste applied, back in and with the sucker ready a regrind took place followed by a good clean up. Everything was reassembled and then the moment of truth, will it start?! The look of absolute satisfaction on their faces was wonderful and really made our day.

Many thanks to Philip Burrow for bringing over the engine all nicely mounted on a substantial work stand, just right for this event. Also a number of our members were happy to take people for a ride in their cars so they could experience being in an Austin 7 and enjoy seeing the reaction the cars had on everyone. All in all a very worth while day for our club and a big thank you to everyone who made it possible.

### Chris Pickering:

Well done to everyone involved in putting the event on at the weekend. While I don't think I can claim to be a young driver anymore (I'm 41!) I was towards the younger end of the classic car spectrum when I started getting involved a few years ago, and I think that the main thing is just giving people that access. You can't help but fall for these cars if you get a chance to experience them, which is why initiatives like that are so important.

## Found in an old A7 Handbook

### Clutch Slip

Some drivers are inclined to use the clutch instead of changing down to a lower gear, particularly when they are almost at the top of a hill and it is only necessary to change down for a few yards. Foot pressure is applied to the clutch to create a certain amount of slip (see page 9). This highly polishes the frictional surfaces and will eventually be the cause of persistent slip; finally in addition to burning out the fabric rings, probably also distorting the centre plate and making renewal of this essential.

Sometimes clutch slip is due to oil penetrating to the clutch as a result of overfilling the gearbox. If the inspection plate over the clutch casing is removed, petrol can be syringed on the clutch plate to wash off the oil, so that the clutch regains its frictional characteristics.

When injecting the petrol have the engine turned so that the plate is properly washed and the petrol and oil are given an opportunity to drain away, also push the clutch out and let it in by the pedal so that the petrol is given a washing action. Do not replace the inspection plate, until the oil and petrol have had sufficient time to evaporate, or be drawn off through a hole in the casing under the flywheel. See that this hole is clear.

After this operation it is advisable to lubricate the declutching levers at their pivoting points and the clutch withdrawal collar (page 29) as the lubricant in these members may have been removed by the petrol.

There is no adjustment necessary for the clutch.

Probably best not to use a lighter to see what you're doing!!

Thank you Group Captain Wingspan

## 70<sup>th</sup> Anniversary Drive

Earlier in the year I was contacted by someone who wanted to give their parents a surprise drive out in an A7 for their 70<sup>th</sup> Wedding Anniversary.

Their daughter, Sarah told me that her parents, Alfred and Aileen had owned an Austin 7 when they first got married and I put her in touch with Andrew, a Club member who lives in Kingsteignton and who was willing to help.

A meeting was arranged in Chagford and as I was free on the day, I went along as well just in case there were any car problems. The happy couple were both surprised and delighted and as we made our way to Fingle Bridge to meet up with other family members for a celebration meal, many stories and memories were re-counted.



Alfred was in the RAF when they were married and his job entailed travelling around various bases in the South West. They saw an advert for a touring caravan that was said to be light enough to be towed by an A7 and bought one to use as their accommodation whilst working. They soon realised that hills were a problem and avoided the steepest ones whenever possible. However, there were still many times when a tow was necessary, once, Alfred recalls, from an AA man's sidecar outfit!!

Aileen remembered the Cars registration number – GN 4489, and also the make of the Touring Caravan – 'Penguin' apparently made in London.

When the day was over, I did a bit of investigation and unfortunately there does not appear to be any trace of the car. However, after a bit of internet and FB searching, I did find a picture of a restored Penguin Touring Caravan. This one was in Sussex and had been recently sold.



I sent the photos to Alfred & Aileen and they confirmed that it was exactly the same as they remembered apart from theirs only having had a single ring gas burner. They also gave me a bit more history. It appears that after working in the S.W for a few years, Alfred was posted to Sussex and allocated a house with his new job, so after towing the tourer to Bexhill-on-Sea, it was sold.

Could this possibly be the very same caravan they owned? Unfortunately, despite some further enquiries, the trail of the Tourers' ownership went cold so we will never know.

A very interesting story though and I find it such a privilege when the Club can answer these requests and revive such happy memories.

*David*

## Musings of a Mascot

This past month seems to have been very quiet for my duties as a mascot. Not much really going on. Me and my human went to the refuel meeting on 26th October ( see piccy below).



We were tasked with taking people for a ride in Annie to town and back. We didn't have an enormous number of punters, but I did notice a couple who were quite taken with me. My human noticed too so he opened the windscreen and invited them for a ride to Cullompton and back. They were very pleased with the experience, so much so that they gave my human a £10 note to add to club funds, which he of course was delighted with and thanked them profusely.

We went in Annie to the pub lunch at the Cat and Fiddle on 7th November with our Morris chums, though of course they all know that I am the A7C's mascot so I didn't need to wear my tabard. My human's son George came to see us on 12th November so we all went to the Ship PH in Axmouth for lunch in Annie . We seem to be having lots of pub lunches where all I have to do is sit quietly while the humans enjoy their meal. Tomorrow of course there is another pub lunch when we all meet up for a face to face committee meeting at the Mill on the Exe. My human will be particularly pleased as it is a St Austell house and he will be able to get a drop of one of his favourite beers Proper Job.

Not a lot else happening this month. Perhaps I will send a couple more photos after I sign off here.

*Happy Austineering all,*

*Max*



Here we are at The Cat and Fiddle for our lunch with our Morris chums



George and me at The Ship in Axmouth.

## Caught In the Headlights

Unfortunately, due to some confusion over deadline dates, and me not regularly checking one of my email accounts, we don't have a 'Caught in the Headlights' article this month. I apologise and hope that Mike might be persuaded to have two interviews for us in February!

### Answers to puzzles on page 10

#### Crossword

Across

1.Panacea      4.Erase      7.Baghdad      8.Stash      9.Welded      12.Imbibing      15.Diagrams  
17.Sagged      18.Dives      21.Incited      22.Geese      23.Needles

Down

1.Password      2.Awards      3.Adds      4.Ends      5.Aquatic      6.Each      10.Divan      11.Abyss  
13.Goodbyes      14.Salvage      16.Agreed      18.Drag      19.Site      20.Icon

#### Inventors

1.Thomas Edison	Incandescent light bulb	2.Alan Sugar	Amstrad personal computer
3.Alexander Graham Bell	Telephone	4.Edwin Budding	Lawn mower
5.Edward Jenner	Smallpox vaccine	6.Samual Morse	Morse code
7.Karl Benz	Automobile	8.Arthur Wynne	Crossword puzzle

#### Quadrupicks

1.(b) Contrivance      2. (a) Suspended      3. (d) Become mouldy      4.(b) Evident  
5.(c) Guiding rule      6.(d) Middle finger      7.(a) Prove      8.(c) Hinder

### Answers to puzzles on page 11

#### Crossword

Across

1.Advanced      5.Eyed      7.Arid      8.Examined      9.Horrid      12.Armrest      15.Collars  
19.Urchin      21.Adjacent      22.Else      23.Tags      24.Shrieked

Down

1.Apathy      2.Adder      3.Erred      4.Draper      5.Editor      6.Deduct      10.Reel  
11.Iota      12.Ass      13.Moor      14.Etch      15.Cobalt      16.Lilacs      17. Renews  
18.Intend      19.Utter      20.Crepe

#### TV Sitcoms

1. Some Mothers do 'Ave 'Em,	Frank Spencer	2. As Time Goes By,	Lionel Hardcastle
3. 'Till Death us do Part,	Alf Garnett	4. Butterflies,	Ria Parkinson
5. Birds of a Feather,	Tracey Stubbs	6. Hi Di Hi,	Peggy Ollerenshaw
7. The Likely Lads,	Terry Collier	8. Red Dwarf,	Dave Lister

#### Odd One Out

1.PAGE the other words can all be preceded by BOAT  
2.SNOWDON all the others are in Scotland  
3.SUNBEAM the others all contain a vehicle within the word  
4.PEST all the others make another word when spelled backwards.  
5.CORSAIR which is a pirate, all the others are synonyms for a bunch of flowers  
6.12 all the others are prime numbers.  
7.CUBOID which is three dimensional, all others are 2 dimensional

Thank you to Julie for providing our 'Puzzle Page' each month this year. I'm sure we have all enjoyed giving our brains a workout over a cup of coffee.

## For Sale and Wanted

### For Sale

Austin Seven Special. Was built for classic road trials, but due to ill health sadly for sale. Based on a 1934 AUSTIN Seven, ulster style fibreglass body professionally made using moulds made by Chris Gould. Standard 747cc engine and 4 speed gearbox (best for trialing). Custom made alloy fuel tank, new wiring harness with LED headlamps and converted to 12volt. This car has not been trialed and has only been driven for road testing since completion.



**Price - £9500 ono**

Happy to provide more information, or any questions ring Pete on 07879 483529

### For Sale due to illness

1934 A7 RP Saloon. Now in good running order after a mechanical overhaul. Body good, sunroof, modern indicators.

**Must go, so priced at £5,000 o.n.o**

Telephone Pete on 01803 552507 after 7pm.



### For Sale

RP style radiator put together some 15 to 20 years ago by Plymouth Radiators. Thought to be sound, but unused by Martin.

**Price - £120**



Four Ruby Mk. 1, 17 inch wheels. They have been shotblasted and primed. One needs a slight repair to the rim.

**Price - £20 each**

For more details on either of these items contact Martin Wright at [martandla@btconnect.com](mailto:martandla@btconnect.com)

### Wanted

An A7 Rolling Chassis - please see "Secretary's Notes" on page 2 for more details.

*More 'For Sales' on page 17*

## **For Sale**

1932 Austin Seven RN Saloon KJ8348. In good running condition, the car has been part of our family for 40 years and is now sadly for sale due to age catching up with me. Sun roof, locking door handles, 6 volt LED lights. Has been used for club runs and rallies and taken us on several enjoyable holidays, among them Beaulieu, Swanage and the Isle of Wight.

To include workshop manuals. Lots of Austin tools and spares including spanners, flywheel puller, hubpuller, spare working starter motor, spare DJ 4 distributor with cap, spare radiator and more.

**Price - £9,000 ono**

Contact Eddie on 01803 842653  
or 07528900852



*Austin 7 related items Wanted' or 'For Sale' can be advertised in Devon Sevens free of charge. Items will be removed from the listings after 3 months unless you have notified me that you would like the advert to continue.*

## **2024/2025 Events**

*The following list of events is for information only and implies no recommendation from the Devon Austin Seven Club. Before entering any event, members should ensure that they have read the terms and conditions on the entry form and are willing to comply with them.*

**Wed. Dec. 11<sup>th</sup>** North Devon Run, details on page 3.

**Sun. Jan 26<sup>th</sup>** Sunday Saunter, The Agricultural Inn, Bramford Speke. See page 3.

**Sat. April 12<sup>th</sup>** Young Driver's Day at Re-Fuel - details to follow nearer the time.

## **Regular Monthly Meetings**

**1st Thursday monthly, 8pm** BSAOC Tamar Valley Group meet at the Fox and Grapes, Lifton. DA7C members most welcome to meet up with like minds. (landlord is DA7C member Philip Hockin) Contact Philip for details: [philip.hockin@gmail.com](mailto:philip.hockin@gmail.com)

**2nd Wednesday monthly** The North Devon A7 Group have an evening run out or visit in the North Devon area. If you would like to join them please contact Chris Hartnoll on [chartnoll@icloud.com](mailto:chartnoll@icloud.com) for details.

**3<sup>rd</sup> Monday monthly, 7pm.** Members Zoom meetings with a Guest speaker every 3 months if possible.

**DA7C members are invited to join the Somerset Sevensers at their regular gatherings for all types of cars. Contact Anne Whellock on 01460 66434 for more details:**

**3<sup>rd</sup> Wednesday monthly,** Meet at the Lamb & Lion, Hambridge, TA10 0AT at lunchtime and in the evening around **7.00 p.m.**

**1st Wednesday monthly, 5pm** Evening meet at Dinnington Docks, TA17 8SX.

**1st Sunday monthly, 2pm - 5pm** North Down Orchard, TA18 7PL, Off the A30, east of Crewkerne.

**3rd Tuesday monthly, 5pm** gathering at Eli's Rose and Crown, Huish Episcopi, TA10 9QT.

**Every Sunday morning,** Morning coffee gathering at Upton Bridge Farm, Long Sutton, TA10 9NQ, from **9am - 12noon** for a Cars and Coffee gathering.



## Devon A7 Club Clothing Range



- Fleece Jacket , 3 Colours available.     £35
- Pull-Over Hoodie, 8 colours available.     £28
- Polo Shirt, 17 Colours available.     £20
- Sweat Shirt, 13 Colours available.     £24
- Soft Shell Jacket, 3 Colours available.     £35

All clothing items are available from our new On-Line Shop.

Ordering is very simple -

go to [www.devonaustinseven.company.site/](http://www.devonaustinseven.company.site/)

or

Follow the link from the Members' section on the Devon A7 Club Website:-

[www.devon.sevens.co.uk](http://www.devon.sevens.co.uk)

Choose your garment/size & colour.

Pay in the same way as with any other on-line purchase.

Delivery is direct to your home address.

## **Mechanical help and advice for Devon A7 Club members.**

If you need help with your car, whether it's a chat over the phone or someone to come and have a look at the problem, contact one of the knowledgeable members listed below. They will undoubtedly be able to help, but if they can't, they will certainly be able to put you in touch with someone who can.

Whether you are a new member or have owned an A7 for years, we all need help sometimes, so don't struggle with a problem, help is at hand.

Philip Burrow	Copplestone.	07870969620
Richard Bishop	Exeter	01392 439916
Pete Gilbert	Throwleigh	07879 483529
Nick Borst-Smith	Crediton	07809 568120
John Turley	Wells, Somerset	01749 675475
Chris Hartnoll	Brayford.	01598 710295
David Aylmore	Newton Abbot	01626 852259
Philip Snell	Axminster	07833 620763

*Please note that any advice given is on a friendly, informal basis only and no liability for loss or damage can be accepted.*

## **Members Tool Loan Scheme.**

Any Club Member can ask to borrow one or more tools free of charge. There will be a refundable deposit of £20 to be paid, in cash if the tools are collected, or by BACS to the Club Bank Account if they are to be posted. The cost of postage to be met by the Club Member.

Request for any tool can be sent by e-mail or by telephone to the Club Secretary, David Aylmore, [devon.sevens@hotmail.co.uk](mailto:devon.sevens@hotmail.co.uk), 01626 852259

### **These are the tools that are available:-**

- |   |  |
|---|--|
| Brake shoe adjustment gauge.  | Clutch alignment tool.                   |
| Clutch plate riveting anvil.  | Cylinder Head & Block core plug punches. |
| Flywheel fitting spacer.  | Front main bearing removal jig.          |
| Guide for drilling out broken cylinder head stud.                                     | Tool for removing rear spring bolt.      |
| Tool for drifting front main bearing onto crankshaft.                                 | Wheel bearing drifts.                    |
| Tool for drifting rear main bearings onto crankshaft.                                 | King Pin reamer.                         |
| Stud removal socket set.  |  |
| Engine lifting rig using 2 x spark plug threads (14mm & 18mm available)               |  |
| Note this tool can also be used to lift a 'stuck' cylinder head from the engine block |  |
| Tool for removing studs from the engine block or crankcase                            |  |

**If the tool you need is not listed, please just ask, as we can probably find it for you.**

## Keeping in touch with the Devon Austin 7 Club

Remember that as well as the Monthly Newsletters you can keep in touch and up to date daily with both our Facebook Page: Devon Austin Seven Club and the Website: [www.devonsevens.co.uk](http://www.devonsevens.co.uk)



### Also of interest:

[www.austinsevenfriends.com](http://www.austinsevenfriends.com) - the one stop web site for Austin 7 enthusiasts across the world. Austin 7 news and events throughout the country and beyond!

### Useful Facebook Groups:

Austin Seven  
Austin 7 Spares/Cars for sale Group



## DA7C badges for sale

### Car Badge.

There is a choice of 2 styles of Car Badge. Both have the same Green & White motif with black lettering.

1. A small windscreen self adhesive badge which is ideal for a "Modern" if space for a larger external badge is not available. - £1 each
2. A high quality Chrome & Enamel external badge as shown in the Illustration.  
1 badge £13.50 inc. 2nd class post, 2 badges £25 inc. 2nd Class post.

### Embroidered Badge.

We also have a very smart embroidered club badge available. It is 3 1/4" (80mm) in diameter and is, as shown in the picture, very similar in design to the car badge.



Cost is £3.50 (plus 50p postage)

### Lapel Badge.

These metal badges measure 25mm diameter, and the cost is a very reasonable £2.25 inc. p & p.

*All badges can be purchased by contacting Steve Wise by phone or e-mail or can be collected from any club event.*

*Contact details are on the back page.*



## February 2025 Newsletter

Please send your letters, comments, articles and photos to [devon.sevens@hotmail.co.uk](mailto:devon.sevens@hotmail.co.uk) or by post to Janet Aylmore, Corner Cottage, Ideford, Newton Abbot, Devon, TQ13 0BG.

Copy for inclusion in the February issue should be with me by **Wednesday January 15th 2025** and the newsletter will be distributed on or before **Wednesday 22nd**.

To avoid any possible problems with copyright, please confirm, when sending in articles, photo's diagrams, maps etc, that they are free from any copyright restrictions. For information, the copyright remains with the originator of any photos etc for 50 years and the originator's permission is required before they can legally be reproduced or distributed. Within the very friendly A7 world, there is generally not a problem, so long as the originators copyright is acknowledge but I need to be made aware of the situation before publishing.

Many thanks. Ed.

## Devon Austin 7 Club - Officers & Committee members 2024/2025

### Chairman:

Viv Gale - North Devon

Tel: 07890 471973

E-mail: [vivgale6@gmail.com](mailto:vivgale6@gmail.com)



### Secretary & DVLA Rep:

David Aylmore - South Devon

Tel: 01626 852259

E-Mail: [devon.sevens@hotmail.co.uk](mailto:devon.sevens@hotmail.co.uk)



### Treasurer & Membership Secretary

Steve Wise - South Devon

Tel: 07739 986998

E-mail: [s.r.wise@outlook.com](mailto:s.r.wise@outlook.com)



### Car Identification Number Registrar:

Nick Borst-Smith - Mid Devon

Tel: 01363 866819

E-mail: [nickbs@outlook.com](mailto:nickbs@outlook.com)



### A7 Assoc. Rep:

Michael Tabear - East Devon

Tel: 01297 624208 or 07523 055291

E-mail: [mttabear@gmail.com](mailto:mttabear@gmail.com)



### Committee Member:

Andy Grabham - West Somerset

Tel: 07833 124484

E-mail: [nobbygrump@btinternet.com](mailto:nobbygrump@btinternet.com)



### Committee Member:

Jude Zebedee - East Devon

Tel: 07944 602211

E-mail: [judezebedee@gmail.com](mailto:judezebedee@gmail.com)



### Committee Member:

John Turley - Mendip Hills

Tel: 01749 675475

E-mail: [john@priddyfolk.co.uk](mailto:john@priddyfolk.co.uk)



*If you need to know a Committee Member's postal address, please feel free to give them a call.*

### Newsletter Editor:

Janet Aylmore

South Devon

Tel: 01626 852259

E-Mail: [devon.sevens@hotmail.co.uk](mailto:devon.sevens@hotmail.co.uk)



The views expressed in this newsletter are those of the writers and not necessarily those of the Editor or the Devon Austin Seven Club. Whilst every effort is made to ensure the accuracy of the technical advice and information, the Club and its officers accept no liability for loss, damage or injury from persons acting upon the advice or information given in this publication.