



Devon Sevens

September 2023

Newsletter for

Issue 164

The Devon A7 Club



Two beautiful settings for an A7 event - Rosemoor Vintage Weekend above, and Throwleigh Village Fete below.



Chairman's Chat

I managed to get to the Rosemoor Vintage weekend on the Sunday. Saturday was a fine day with blue sky and scudding white clouds which was fine as I was playing with the Hartland Brass Band at our local garden show. It was an enjoyable day.

BUT the Sunday!!! Wet, very wet. It hardly stopped raining all day and it didn't matter whether you were in a Rolls Royce or an Austin Seven you got wet. I managed to cheer myself up and get dry by having lunch in the restaurant which did help. There were four Sevens in the rain, trapped from 10am to 4pm when there was a hasty exit.



It wasn't far to get home, only about 25 miles. I parked outside my driveway whilst I moved the modern from in front of the garage. Returning to drive in the Austin I saw a large colourful patch. Oil, lots of oil.

The engine bay was fairly messy and it looked as though the oil was coming from the valve cover. A new gasket was needed. Luckily I had one at hand so it was off with the carburettor and the cover to replace the gasket with a silicone one. Its not a job I enjoy. Its tricky to get the gasket in place in the groove on the cover and I find it even trickier to relocate the bolts which hold the cover in place. Still, the job got done and no more oil has appeared. Perhaps I should check the dip stick to make sure there is oil in the sump!

Unlike Austin Sevens, brass band instruments don't have many moving parts. There are valves which you push down with your fingers to change the length of the tube and alter the note but they are fixed.

Baritone Horn



One part which comes off the instrument is a U shaped piece of tube which collects all the spit and condensation which gathers inside as you play. Every now and then it has to be removed and emptied out otherwise the music gets very gurgly.



Continued from page 2

My U bend is usually easy to remove, empty and replace but suddenly it stuck. I had to warm it with my wife's hair dryer to loosen it. Some wet and dry and vaseline helped but it's still not right. I think the tubes must have moved apart or together. It fits so precisely. There must be an engineering solution or perhaps like sheep the tube will find its way home through familiarity.

Artificial Intelligence (AI)

Chat GBT is an artificial intelligence programme. You ask it questions and in an instant it gives you an answer.

I asked it "What is an Austin Seven?"

It answered:

"An Austin Seven is a small economy car produced by the Austin Motor Company in the United Kingdom from 1922 to 1939. It was one of the most popular and influential cars of its time, known for its compact size, affordability, and simplicity. The Austin 7 played a significant role in making motoring accessible to a wider audience, and its design influenced many other cars that followed."

Then I asked it: "How would Shakespeare describe an Austin Seven?"

It answered:

"Thou chariot of modest mould, bearing four wheels adorned in metal sheen, a vessel compact and spry, with grace dost thou glide upon the earthly stage. O' engine of humble might, thou bringest forth joyous journeys, weaving tales 'cross the cobbled roads. Their charm lies in the unassuming form, a knight of the modest realm, dost thou serve the masses' need for travel, embracing simplicity, a motoring marvel."

I can't argue with either description. Take your pick. Try it out, it's a fearsome entity.

No Club events for me in August and by the time you read this in September I will be on the beach in sunny Spain. Unless of course the jet stream decides it's Spain's turn to have some bad weather and there's no engineering solution for that!

Viv Gale



Secretary's Notes

I am delighted to be able to start this month with the news of a new event which we hope will be the start of a movement in the South West to encourage the younger generation to get involved with vintage cars. With our Club's full support and encouragement, Dan Regan and Felix Leach at Re-Fuel S.W. will be hosting the first event on Sunday 29th October and more details can be found on page 7. If you have a connection with a youngster who you think might be interested, please make a note of the date in your diary now and get in touch to register your interest.



I have been having a bit of a tidy up at home and on page 14 you will see some surplus items that I collected at the Centenary Celebrations in 2022. They are all excellent quality and the booklets make an interesting read. It would be a great shame to see them go for recycling, so if you would like one, it can be yours for a small donation to Club funds and to cover postage costs.

Do you own a long chassis A7 and do you fancy a drive out to Salcombe? I have been contacted by a member who has an 85yr old friend in Salcombe who has recently had to give up riding his motorcycle and fancies an A7. As a first step he would just like to be able to sit in one and possibly have a ride out. He is quite a tall gentleman, so the earlier short chassis cars would probably not suit. If you can help, please let me know and I will put you in touch.

David

Widecombe Fair - Tuesday September 12th

This is always a great day out and you can expect all the old favourite events like the family dog show, local handicraft and produce tent, bale tossing, tug o' war, sheep, cattle and horses, classic cars, vintage machinery, music and food and drink - plus a few new ones for 2023

see www.widecombefair.com for more information.

The Devon Austin 7 Club will be at the fair, and if you would like to join us, you can book on line at <https://www.widecombefair.com/vintage> or you will find an entry form on the DA7C website.

You need to send your application directly to the fair organisers.



Please book directly with the fair organisers, but do let David Aylmore know that you are attending, so that he can arrange for the 7s to be parked together.



Zoom Club Night

A chance to safely catch up with other DA7C members, without leaving the comfort of your own home

Monday 18th September at 7pm

The Zoom link will be sent out by e-mail during the week preceding the meeting.



**Barnfield Revival takes place in
Barnfield Crescent in the heart of Exeter
on Sunday September 17th
between 11m and 4pm, a come and go event**

Classic cars, motorbikes and bicycles from the 1900's -1960's.
Drivers and their guests are invited to dress up in period costume.

Live music from The Humming Bird trio.

Refreshments.



Entry is £15, in support of the RD&E charity in their efforts to raise funds to redesign the new Children's Emergency Department (www.rdehospital.nhs.uk/rd-e-charity/#) - plus you receive a T-shirt!

Entry forms on the DA7C website or from Nick Borst-smith (details on back page)

Sidmouth Chamber of Commerce in partnership with
the Crash Box & Classic Car Club of Devon present

THE SIDMOUTH CLASSIC CAR SHOW

at The Sidmouth Cricket Club, Fortfield Terrace, Sidmouth EX10 8NT

on Saturday 23rd September Show opens at 11am



(Cars must be on display by 10.45am, and for Health & Safety reasons cannot leave before 4.30pm)

More details of the show can be found on their website -

www.sidmouthclassiccarshow.co.uk

Entry form available on the DA7C website, or through the website above.

This is always a lovely day out with entertainment, and is just a stroll into the nearby town centre.


Entries by Monday 14th August 2023, late entry and newer vehicles at the discretion of the organisers. If you have any queries please contact the Show co-ordinator, Mike Lavers on 01395 516292 after 7 pm or send an email to mike@mikelavers.co.uk

PLEASE NOTE - In accordance with the organisers' arrangements, there will NOT be a Devon A7 Club stand at this year's show, so members will need to send their entries directly to the organisers.

DA7C member Barry Sangster who lives in Sidmouth has suggested that members who would like to park together at the show, could meet up at his home and drive to the showground in convoy. Once you have your entry confirmed, contact Barry Sangster at marionbarry@icloud.com if you would like to take him up on this offer.

Please Note~ the deadline for booking a place at the show has now passed, but it might be worth contacting Mike Lavers, the show co-ordinator - details above. If you are too late to show your car, you can still go along to the show as a visitor - it is a very good day out.

Woolbridge Motor Club Car Trials Taster Event



Sunday 1st October
2023
LIMITED PLACES

- WMC will host a taster event to allow anybody interested in trying the slow speed, technical motorsport discipline.
- Adjacent to A37 Yeovil – Dorchester road
- Coaching from experienced competitors
- Bring your own car or use one of our shared loan cars available FOC
- £20 per person for 10.30am – 3.30pm (approx.)
- No club membership required
- Motorsport UK licence **is** required – apply online – Free of charge (RS Clubman)
- Drive from age 14



- WMC host an 8 round championship starting in October.
- Low-cost motorsport
- Learn car control techniques
- Friendly competition
- Various classes of car
- No specialist equipment needed
- Visit our Facebook group [Car Trials - Woolbridge Motor Club | Facebook](#)

For more info E mail : trials@woolbridge.co.uk

Devon A7 Club Stand

at the

Devon Vintage Car Club Autojumble on Sunday October 8th

South Devon Railway, Buckfastleigh, TQ1 0DZ



We have booked a stall at the Autojumble with the objective of providing a meeting point for Devon Austin Seven Club members and to sell surplus parts on their behalf.

The sale of parts will be a FREE service to members, BUT

We can only accept parts for sale on the following basis:-

- Every part or collection of parts must have a tie on luggage label attached with your membership number (NO NAME PLEASE), price required, and if it is not obvious, a description of what the part is.
- When the item is sold the label will be cut off and kept with the money to be returned to the member.
- Members can, if they wish, indicate on the label how much reduction they are willing to give to 'hagglers'. This will be indicated by adding a letter, (A, B, or C) after the price, 'A' will entitle the stallholder to give a maximum of 10% reduction, 'B' 20% and 'C' 50%.

e.g. a label could read **Mem No 5. - £100 B.**

(Selling for member No.5, price £100 possible 20% reduction)

We are aware that there is always a certain amount of pilfering goes on at these events and whilst the people on the stall will be as vigilant as possible, neither the individual nor the club can accept responsibility for any losses.

Why not come along and help on the stall for an hour or so - that way you can keep an eye on your spares, help the club, and have a good day out. You might also find that elusive part that you have been seeking for ages!!!

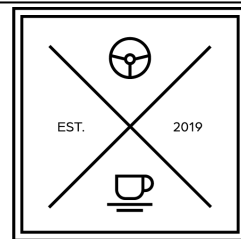
If you are willing to volunteer to help out for all or part of the day, or have spares to sell, please contact: David Aylmore - Contact details on the back page.



Vintage Cars for Young Drivers.

Sunday 29th October.

Re-Fuel Cullompton EX15 1QP



RE:FUEL

The organisation is at an early stage, but we are already sure that the day will be full of fun and variety with all sorts of activities aimed at getting the younger generation 'Hands On' with vintage cars.

There may even be an opportunity to drive an Austin 7, even if you are below the legal driving age.

If you, or someone you have a connection with may be interested, please register now so that we can keep you up to date as our plans progress.

E-Mail David on devon.sevens@hotmail.co.uk or call 01626 852259

Your Club Needs You

With the ever-increasing number of Club members and the associated growth in Club activities and events, it is obvious to me that the work involved in running our Club needs to be shared more widely.

At the present time, along with my secretarial duties, I act as the contact point for many of our Club events and also research details of the many local shows which we promote each month in the newsletter. This is just one role that I feel, could readily be taken on by someone else under the title of 'Events Secretary'. Just to be clear, I am not suggesting that this person will have to personally organise anything, apart perhaps from contacting Janet each month to ensure that the Events page of the Newsletter is accurate and up to date. My thoughts are that the Events Secretary would be the point of contact for all event information. They may also like to look around for Events & Shows which could be included in our Club Calendar or check out suitable venues for Club runs or visits.

So I suppose the 'Qualifications Required' section of the Job Description would include;-

- Interest in Austin 7s and associated events.
- Ability to use the internet.
- Able to communicate by telephone & e-mail
- Ability to accurately record information.
- To attend a monthly Zoom meeting of the Club Committee.

Sounds interesting? If so, please contact me to find out more information.

Final note. If you are a new, or relatively new member, please do not be put off from stepping forward. If you are interested & willing to help that is all that is needed.

Many thanks.

David. (Secretary)

David and Mabel will be supporting Devon Historic Churches Trust



Since walking the South West Coastal Path in 2021, David has wanted to drive Mabel, his 1934 Austin 7 from Poole in Dorset to Minehead in Somerset, following, as closely as possible, the route of the coastal path. He plans to do the drive, of over 600 miles, in September this year, hopefully raising funds for the Devon Historic Churches Trust. The DHCT helps fund repairs and maintenance to places of Christian worship throughout Devon. If you feel able to sponsor David please do - every penny will go towards helping maintain Devon's beautiful churches.

You can visit our 'Just giving' page at:
www.justgiving.com/page/janet-aylmore-1691608545982

or give David a call - details on back page.



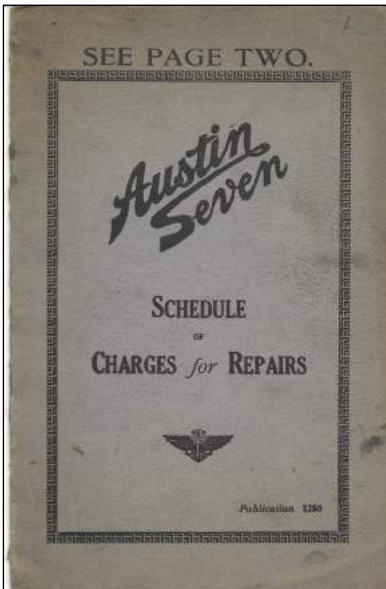
I'm sure he will put regular updates on the Devon Austin 7 Club Facebook page.

Out and About

I think the weather must have deterred our members from getting 'Out and About' in their Sevens this month. However the Somerset Seveners enjoyed their monthly gathering at the Lamb and Lion, Hambridge. There were only 4 cars at lunchtime including 2 Austin 7s, but in the evening there were 10 cars in attendance including 3 Rubies and 2 Box Saloons.



Back in time!



Nick Hawkins is very good at finding period motoring publications which relate to Austin 7s. On a recent visit to an Autojumble he found this Austin Motor Co. Booklet, which dates from around 1935.

To compare the charges with today's rates you need to multiply by 90, so £1 in 1935 has roughly the same buying power as £90 today.

It will, I am sure, come as a shock to many members that if they have not used genuine Austin manufactured parts when repairing their cars, the warranty is now void!! – **SEE PAGE TWO**, as highlighted on the front cover.

Thanks Nick for sharing your Autojumble find.

AUSTIN SEVEN

CAUTION.

Parts of genuine Austin manufacture only should be used when a replacement is made, to ensure that the service given by the original high quality of the car parts shall be maintained by the replacement. Imitations cannot be relied upon to do this.

If imitations are used, the Company's guarantee is infringed and becomes null and void.

Always get your replacements from authorized Austin Dealers, as they stock only genuine Austin Spare Parts

Should repairs be executed by other than an authorized Austin Dealer, for safety's sake, always obtain a guarantee that genuine Austin Spare Parts are used.

AUSTIN SEVEN

GENERAL DETAILS—continued.

	£	s.	d.
Taking down propeller shaft and :—			
Fitting new grease cover to rear universal joint	3	9	
Fitting new rear universal joint parts, with or without new grease cover	6	3	
Fitting new fabric coupling to front end of shaft, (including, if necessary, fitting new grease cover at rear end)	7	0	
Above two jobs carried out together	8	9	
*Removing and refitting or fitting new radiator	5	6	
*Removing and refitting or fitting new radiator cowl,	10	0	
Above two jobs carried out together	11	6	
*Removing and refitting or fitting new silencer	4	6	
*Removing and refitting or fitting new oil gauge to instrument board	2	0	
*Removing and refitting or fitting new speedometer head	2	0	
*Removing and refitting or fitting new starter	3	9	
*Removing and refitting or fitting new battery	1	6	
*Removing and refitting or fitting new switchboard	8	6	
*Removing and refitting or fitting new coil	1	6	
Cleaning and adjusting dynamo brushes and commutator, examining and topping up battery and cleaning connections (provided unnecessary to remove dynamo or battery)	4	0	
*Removing and refitting or fitting new dynamo, with or without new distributor, and/or dynamo gear, and testing car on road	7	6	
*Removing and refitting or fitting new distributor, and testing car on road	3	9	

*Any repairs to items marked * will entail the addition of the charges that are thereby incurred.

ENGINE

	£	s.	d.
Removing base chamber and oil strainer, cleansing refitting and refilling engine with new oil (oil charged extra)	5	0	
Tuning up engine and testing car on road (includes adjusting tappets, cleaning and adjusting sparking plugs and contact breaker points, cleaning out carburetter jets and filters, setting slow-running	7	6	

Note—Unless otherwise stated, all new material is charged extra.

AUSTIN SEVEN

ENGINE—continued.

	£	s.	d.
Removing cylinder head, decarbonizing and grinding in valves, cleaning and adjusting sparking plugs and contact breaker points, cleaning out carburetter jets and filters, tuning up engine and testing car on road	1	5	0
Ditto, but in addition lifting cylinder block and fitting new piston rings	2	5	0
(Plus 3d. per ring fitted)			
Or ditto, but in addition removing cylinder block and fitting new or reground cylinder block and piston assembly, removing base chamber, cleansing oil strainer and examining interior of engine	3	0	0
(Regrounding bores of worn cylinder block extra.)			
Extra whilst above job is in progress :—			
Taking up connecting rod bearings, per bearing	2	6	
Fitting new or remounted connecting rod per rod	6	3	
(Remounting extra.)			
Fitting new cylinder head	3	3	
Fitting new cylinder head gasket	2	6	
Fitting new exhaust manifold gasket	3	3	
Fitting new inlet branch and/or gaskets	2	0	
Fitting one new valve and testing car on road	7	6	
Extra per additional valve fitted	1	3	
Lifting cylinder block and fitting one new tappet and testing car on road	17	6	
Extra per additional tappet fitted	1	3	
Fitting new fan hub complete	3	9	
Fitting new bushes to old fan hub	5	0	
Fitting new fan driving pulley to camshaft and/or felt washer behind same	5	0	
Fitting new front cover to engine	14	0	
Fitting new starting nut to crankshaft, with or without new front cover	16	0	
Fitting new starting handle and/or spring	1	3	
Fitting new starting handle shaft. (This includes fitting new handle and spring if also required)	14	0	
Fitting new timing gear to crankshaft only, and testing car on road	1	1	0
Fitting new timing gear to camshaft only, and testing car on road	18	0	
Fitting new dynamo gear whilst either of above gears are being fitted	1	3	
Fitting new timing gears to both crankshaft and camshaft, and testing car on road	1	3	0

Note—Unless otherwise stated, all new material is charged extra.

Dauids Diary

We always enjoy the Vintage Weekend at RHS Rosemoor at Gt Torrington and this year we decided to trailer the Milk Delivery Car up behind our Camper so we could stay over for the weekend. We had a couple of light showers on Saturday, but Sunday was really very wet, but we were pleasantly surprised at the number of cars that still attended. This really is a lovely venue and even with the poor weather, the gardens are well worth a visit.



On the Saturday evening, Jan and I went for a drive out around the local lanes, found some challenging hills and ended up at Appledore, sitting on the seafront with some very good local fish and chips. All in all a very good weekend, despite the weather.

Our village, Ideford, was due to hold the first Ideford Vintage Fayre on July 15th, but the British weather put a stop to that, along with many other events. However, the very keen and enthusiastic organising team postponed it for a month, and everything was rearranged for August 12th. Being so local, we were able to take both our A7s along and I was delighted to see 5 other members there. As usual, the cars attracted much attention, and the event was a huge success. As an aside, the decision has already been made to repeat the show in 2024 – Note the date - Provisionally Sat 10th August.

The next day I drove out to the Re-Fuel Revival Meet near Cullompton where 4 other members dropped in. The 'Steamer Café' really does excellent coffee and cake if you are ever in the area!! The following Thursday saw Jan and I spend the day at Chagford Show, one of our favourite shows of the year and for once the day was dry!!



As I write this, we are getting ready to drive up to the Throwleigh Village Fete, Pete Gilberts local event and this is a really lovely traditional Dartmoor Village Fete which we try to attend each year.

Continued on page 11

Continued from page 10

Work on the RP Box Saloon project has stalled a bit but I have bought a new pair of Ash Cant Rails from Martin Prior, and hopefully these will give us an accurate base to re-align the roof. It looks like it suffered some accident damage in the past, the nearside being some 15mm lower.



This has been persuaded back into line with an impromptu hydraulic ram!!!

More progress hopefully next month.

Happy Days

David.



New Members

We welcome the following new members to the Devon Austin 7 Club and look forward to seeing them out and about in their Austins:

Dick Bessant lives at Fivehead near Taunton and owns a 1933 RP Box Saloon in maroon and black.

David Garside from Westward Ho! Owns 1930 blue Chummy.

Blake Lowman from Wellington was lucky enough to be left his 1931 brown RN Box Saloon by a Bristol A7C member, who wanted to encourage youngsters to enjoy A7s.

Jeff Blight lives in Bideford and restored his 1923 blue Chummy 23 years ago. Jeff also built his yellow Gordon England Dunlop Replica van.

Mark and Debbie Drake from Bodmin own a 1935 maroon Ruby.

Robert Brown from Holsworthy owns a 1937 Ruby under restoration.



PUZZLE PAGE

by Julie Eddles


CRYPTIC CROSSWORD

ACROSS

1. Pet let out some livestock (6)
4. Glance at second tin (4)
8. Favourite part of rope trick (3)
9. Inane is possibly the answer! (7)
10. Strong-smelling taxi stand (4)
11. Aimless talk about food (6)
13. Ben hid round the back (6)
14. Malc is strangely unruffled (4)
17. Make fun of silly pool man (7)
18. Firearm in burgundy (3)
19. The newt twirled and left (4)
20. Saturday missing two a's – tough (6)

DOWN

1. Recap about an antic (5)
2. Thank Autumn for the Egyptian king (11)
3. There's a water channel in the tale (4)
5. A good pen name for a mystery writer? (11)
6. Annie ceased including the relative (5)
7. Flan I changed at lest (5)



12. Antonio now hides vegetable (5)
13. Elbow out and under (5)
15. My one source of cash (5)
16. Took not to carry tie (4)

WORD SPIRAL

1. Downpour
2. Facial feature
3. Every
4. Hooter
5. Ingle
6. Joint
7. Amend
8. Lean
9. Throw
10. Display
11. Urchin
12. Ran away
13. Frumpy
14. Flier
15. Knife
16. Skirt



DITLOIDS

1. 2 W O A B
2. 52 C I A D
3. 13 I A B D
4. N 10 D S
5. 64 S O A C B
6. 4 L O A H
7. 4 A 20 B B I A P
8. 3 T A L

Answers on page 15.

For Sale

Austin Seven Chummy.

First registered on 30.05.1928. In present ownership since 1995 when it was re-registered with an age related plate following a full restoration. History and information from previous 2 owners is available.

£12,500



1934 Type 65

Further investigation has revealed that this is the earlier and more desirable, Aluminium Bodied Type 65 car. It was re-registered in Nov. 1995 after a long rebuild but retained the original registration number. Full pictorial record of the restoration is available and from a visual inspection the engine appears to have a Phoenix Crank (possibly pressure feed) and an external oil filter.

Offers in the region of £20,000

Both cars are, overall, in excellent order but will require re-commissioning as they have been off the road for 10yrs. Both are on SORN.



For more information, please contact David Aylmore. Details on the back page.

FREE!

Michael Tabcart has the springs that were on 'Annie', before he had new ones fitted. Not in new condition, but not at all broken. Might be useful to someone setting up a slightly lighter bodied car than Michael's 1931 box saloon. If anyone would like them, and can collect from Seaton, please call Michael on 01297 624208 or 07523055291.

For Sale

1928 Chummy. In same ownership since 1960's. Body, Chassis and Engine all restored to a high standard. Interior, Seats, Hood & Sides Screens still to do.

Offers in the region of £10,000.



1934 Opal – In same ownership since 1960's and in regular use. New hood in 1970's and some additional lights and fittings have been added but the car is largely original. Full recorded history.

**Offers in the region of
£10,000**

More information on both cars from David Aylmore (contact details on back page)



For Sale

New A7 Export Air Filter Assembly. This Air Filter Assembly is loosely based on the design of the filters fitted to Export A7s back in the day. It is suited to Zenith 26VA Carburettors and incorporates the Choke lever operation. I am considering making a batch in the winter 2023/4 and am gauging the level of interest before going ahead. I would need them to sell at around £150 each.

If you might be interested, please contact me on 07814 898183.

Thank you - Adam Mason.



For Sale

A7 RP Box Saloon -1934,

Dark Blue/Black Wings. Good condition throughout, Bodywork, Interior and Sound Underneath, Good Tyres, Electronic Ignition. Re-built 4 speed 3 Syncro gearbox. Buff Log Book. A7Handbook for the Year. Pitman's A7 Book. LargeA7 Workshop Manual.

£8,250. ono. Contact Ken Hickman for more details on 01726 882530 or 07857 195826

Centenary Items (see Secretary's Notes on page 3)



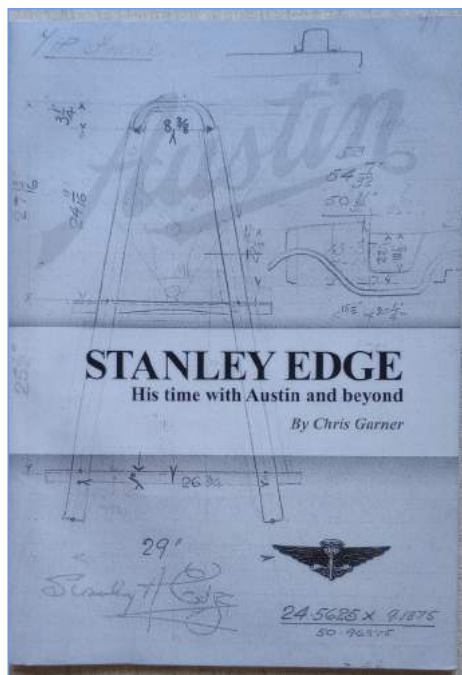
Lapel Badge



Exhibition Guide



Event Programme



Stanley Edge Story



O.S. Map



Linen Bag

2023 Events

- Sunday Aug. 27th** Chanters Classic Car Show – held in the grounds of Chanters House. Vehicles of interest and Autojumble. Email: chanterscarnivalclassics@gmail.com for entry form and info. or call Tony and Laura Dyer (event organisers) on 07791 686546.
- Sunday Aug. 27th** Seaton Carnival Classic Car Show – Contact Mike Tabcart (details on back page).
- Tuesday Sept. 12th** Widecombe Fair. Details on page 4.
- Fri - Sun, Sept. 15th - 17th** Bude at War, commemorating 80 years since the Americans came to Bude to train for D Day. Full details on www.budeatwar.uk
- Sunday Sept. 17th** Barnfield Revival - details on page 4.
- Saturday Sept. 23rd** Sidmouth Classic Car Show. See page 5 for full details. Entry forms available on DA7C website, or www.sidmouthclassiccarshow.co.uk or from David Aylmore (details on back page)
- Sunday Oct. 1st** Woolbridge Motor Club Car Trials Taster Event - details on page 5
- Sunday Oct. 8th** Devon Vintage Car Club Autojumble, Buckfastleigh - see page 6 for details
- Sunday Oct. 29th** Vintage Cars for Young Drivers. – Re-Fuel S.W, Cullompton. See page 7 for more details.

Regular Monthly Meetings

- 1st Thursday monthly, 8pm** Combined BSAOC Tamar Valley Group/DA7C/CA7C meet at the Fox and Grapes, Lifton (landlord is DA7C member Philip Hockin) Contact Philip for details: philip.hockin@gmail.com
- 2nd Wednesday monthly** The North Devon A7 Group have an evening run out or visit in the North Devon area. If you would like to join them please contact Chris Hartnoll on chartnoll@icloud.com for details.
- 3rd Monday monthly, 7pm.** Members Zoom meetings with a Guest speaker every 3 months if possible.
- 3rd Wednesday monthly,** DA7C Members are invited to join the Somerset Seveners who meet at the Lamb & Lion, Hambridge, TA10 0AT at around 7.00 p.m. (Note some winter meetings are changed to lunchtime.) Contact Anne Whellock on 01460 66434 for more details
- Every Sunday morning,** DA7C Members are invited to join the Somerset Seveners who meet at Upton Bridge Farm, Long Sutton, TA10 9NQ, from 9am - 12noon for a Cars and Coffee gathering.

Answers to Puzzles on page 12

CRYPTIC CROSSWORD

ACROSS

1. Cattle 4. Scan 8. Pet 9. Asinine 10. Rank 11. Waffle 13. Behind 14. Calm 17. Lampoon 18. Gun 19. Went 20. Sturdy

DOWN

1. Caper 2. Tutankhamun 3. Leat 5. Cliffhanger 6. Niece 7. Final 12. Onion 13. Below 15. Money 16. Knot

WORD SPIRAL

1. Rain 2. Nose 3. Each 4. Horn 5. Nook 6. Knee 7. Edit 8. Tilt 9. Toss 10. Show 11. Waif 12. Fled 13. Drab 14. Bird 15. Dirk 16. Kilt

DITLOIDS

1. 2 wheels on a bike 2. 52 cards in a deck 3. 13 in a baker's dozen 4. Number 10 Downing Street 5. 64 squares on a chess board 6. 4 legs on a horse 7. 4 and 20 blackbirds baked in a pie 8. 3 Times a Lady

Keeping in touch with the Devon Austin 7 Club

Remember that as well as the Monthly Newsletters you can keep in touch and up to date daily with both our Facebook Page: Devon Austin Seven Club and the Website: www.devonsevens.co.uk



Also of interest:

www.austinsevenfriends.com - the one stop web site for Austin 7 enthusiasts across the world. Austin 7 news and events throughout the country and beyond!

Useful Facebook Groups:

Austin Seven

Austin 7 Spares/Cars for sale Group



DA7C badges for sale

Car Badge.

There is a choice of 2 styles of Car Badge. Both have the same Green & White motif with black lettering.

1. A small windscreen self adhesive badge which is ideal for a "Modern" if space for a larger external badge is not available. - £1 each
2. A high quality Chrome & Enamel external badge as shown in the Illustration.
1 badge £13.50 inc. 2nd class post, 2 badges £25 inc. 2nd Class post.

Embroidered Badge.

We also have a very smart embroidered club badge available. It is 3 1/4" (80mm) in diameter and is, as shown in the picture, very similar in design to the car badge.


Cost is £3.50 (plus 50p postage)

Lapel Badge.

These metal badges measure 25mm diameter, and the cost is a very reasonable £2.25 inc. p & p.

All badges can be purchased by contacting Joe Rowing by phone or e-mail or can be collected from any club event.

Contact details are on the back page.



October 2023 Newsletter

Please send your letters, comments, articles and photos to devon.sevens@hotmail.co.uk or by post to Janet Aylmore, Corner Cottage, Ideford, Newton Abbot, Devon, TQ13 0BG.

Copy for inclusion in the October 2023 issue should be with me by **Wednesday September 20th 2023** and the newsletter will be distributed on or before **Wednesday September 27th**.

To avoid any possible problems with copyright, please confirm, when sending in articles, photo's diagrams, maps etc, that they are free from any copyright restrictions. For information, the copyright remains with the originator of any photos etc for 50 years and the originator's permission is required before they can legally be reproduced or distributed. Within the very friendly A7 world, there is generally not a problem, so long as the originators copyright is acknowledge but I need to be made aware of the situation before publishing.

Many thanks. Ed.

Devon Austin 7 Club - Officers & Committee members 2023/24

Chairman:

Viv Gale - North Devon

Tel: 01237 441272

E-mail: vivgeogale@gmail.com



Secretary & DVLA Rep:

David Aylmore - South Devon

Tel: 01626 852259

E-Mail: devon.sevens@hotmail.co.uk



Treasurer:

Michael Tabeart - East Devon

Tel: 01297 624208 or 07523 055291

E-mail: mttabeart@gmail.com



Car Identification Number Registrar:

Nick Borst-Smith - Mid Devon

Tel: 01363 866819

E-mail: nickbs@outlook.com



Membership Secretary:

Joe Rowing - Exeter

Tel: 07508154102

E-mail: austin7@jrowing.com



Committee Member:

Steve Herwin - West Devon

Tel: 01752 491076

E-mail: pielago@hotmail.co.uk



Committee Member:

Andy Grabham - West Somerset

Tel: 07833 124484

E-mail: nobbygrump@btinternet.com



Committee Member:

John Turley - Mendip Hills

Tel: 01749 675475

E-mail: john@priddyfolk.co.uk



If you need to know a Committee Member's postal address, please feel free to give them a call.

Newsletter Editor:

Janet Aylmore

South Devon

Tel: 01626 852259

E-Mail: devon.sevens@hotmail.co.uk



The views expressed in this newsletter are those of the writers and not necessarily those of the Editor or the Devon Austin Seven Club. Whilst every effort is made to ensure the accuracy of the technical advice and information, the Club and its officers accept no liability for loss, damage or injury from persons acting upon the advice or information given in this publication.